

SUCTION FLANGE

PUSH-ON FLANGE

FLANGE WITH THREAD

N

45°

90°

STRAIGHT

STRAIGHT

Ø50

108-950-35045 h=96 k=40

108-950-35090 h=53 k=84

108-950-35000 h=65

Ø64

108-950-36445 h=96 k=40

108-950-36490 h=109 k=129

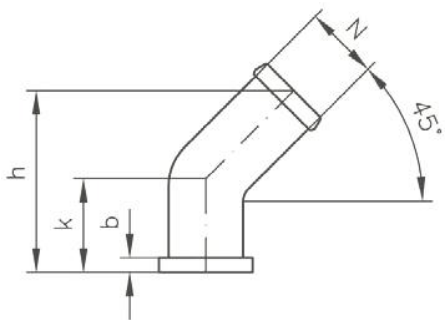
108-950-36400 h=90

G 1" 1/2

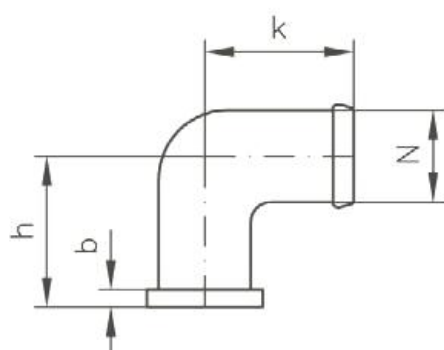
108-950-41129 h=28.5

G 1" 1/4

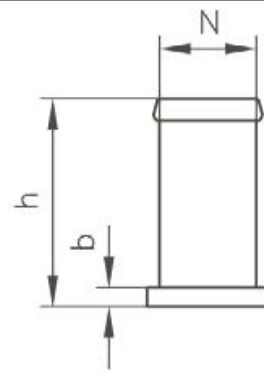
108-950-41147 h=21



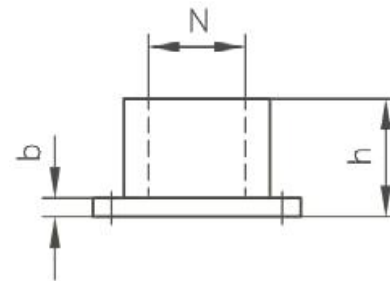
b = 6.2mm



b = 6.2mm



b = 6.2mm



b = 6.2mm